




Highlights

- 4x analog outputs
- 1-5 Vdc (3-Wire) / 4-20 mA (2-Wire)
- Designed for use w/ DH1 Wireless Gateway
- RS485 serial / multi-droppable
- -40 °C to 80 °C
- Class I, Division 2 (Zone 2) certified



US Patent #6967589



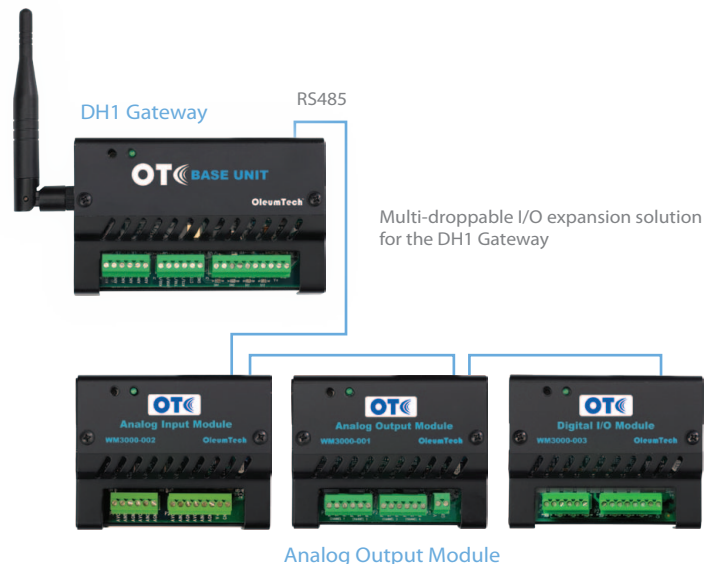
Add Analog Output Capabilities to a DH1 Gateway

4x Analog Outputs

The OleumTech® Analog Output Module is designed for conveniently implementing up to four analog outputs to the DH1 Base Unit Wireless Gateway. Each output can be independently selected for either 1-5 Vdc (3-wire) or 4-20 mA (2-wire) mode of operation.

Low-Power, Small Footprint

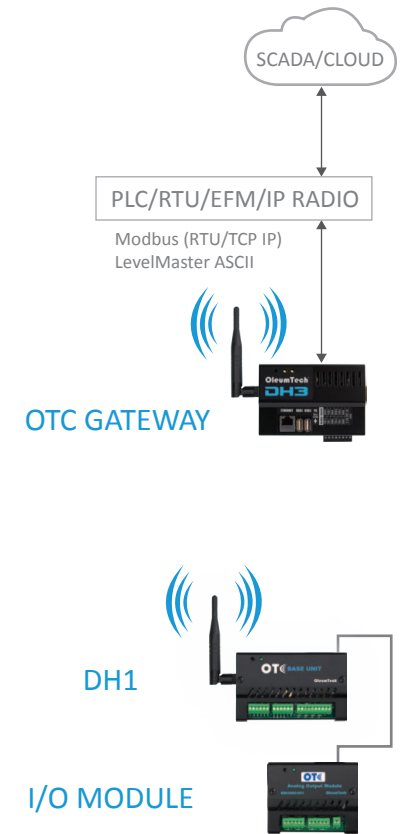
The Analog Output Module is certified for use in Class I, Division 2 (Zone 2) hazardous locations and accepts 9-24 Vdc external power. Its compact, small footprint form factor easily fits inside a NEMA enclosure. This Module is equipped with two RS485 Serial ports (RJ-45) for allowing multiple I/O Modules to be daisy-chained to the DH1.



Technical Specifications

HARDWARE FEATURES	
Device Functionality	· Analog Output Expansion Module for DH1 Wireless Gateway
Device Interface	· Standard RS232 Serial
I/O Interface	· 4x Analog Outputs
Resolution	· 12-bit ADC
Accuracy	· 0.05 % of Full Scale, 0.2 % of Full Scale over Temperature Range
Transmitter Voltage	· Vmin = 8 V (4-20 mA), 12 V (1-5 V); Vmax = 24 VDC
Interface	· RS485 (2-Wire), 9,600/19,200 Baud, Modbus/RTU Protocol
Multi-Dropped Units	· 247 (Max)
Self-Diagnostics	· Contains Comprehensive Self-Checking Software and Hardware for Continuous Monitoring of Operation
CERTIFICATIONS & COMPLIANCE	
Over Voltage Rating	· Transient Voltage Suppressor on Each Port
Safety	· Class I, Division 2, Groups A, B, C, D T4; Ex nA IIC T4
	· Class I, Zone 2 AEx nA IIC T4 / 9-30 Vdc, Ta = -40 to 176 °F (-40 °C to +80 °C)
	· ATEX: SIRA 14ATEX4143X; Ex nA IIC T4 Gc
	· IECEx: SIR 13.0055X; Ex nA IIC T4 Gc / 9-30 Vdc, Ta = -4 to 176 °F (-20 °C to +80 °C)
MECHANICAL SPECIFICATIONS	
Dimensions	· 3.8" (W) x 3" (H) x 1.4" (D) / 96.5 mm (W) x 76.2 mm (H) x 35.6 mm (D)
Package Dimensions	· 8" (W) x 6" (H) x 2.5" (D) / 203 mm (W) x 152 mm (H) x 63 mm (D)
Weight	· Net: 0.5 lbs / 0.2 kg; Gross: 1 lbs / 0.4 kg
Mounting	· DIN Rail Mountable with Height Adjustability
ELECTRICAL SPECIFICATIONS	
DC Power Input	· 9-24 VDC
Power Consumption	· 5 mA @ 12 VDC
Wiring	· 18- 24 AWG
GENERAL SPECIFICATIONS	
Operating Conditions	· Temperature: Class I, Div 2: -40 °F to 176 °F (-40 °C to 80 °C)
	· ATEX/IECEx: -4 °F to 176 °F (-20 °C to 80 °C)
	· Humidity: 0 to 99 %, Non-Condensing
Warranty	· 2-Year Parts and Labor
Country of Origin	· USA
ORDERING INFORMATION	
Model Number	· WM3000-001
Connects To	· DH1 Base Unit Wireless Gateway and Expansion Modules
Configuration Cable	· SX1000-CC2, 20-ft All-in-One Configuration Cable

Networking Diagram



Typical installation of OleumTech expansion modules are mounted adjacent to the DH1 Base Unit on DIN rail in a NEMA 4 enclosure and connected with supplied inter-module connector cable. Expansion modules compatible for use only with DH1 Gateway.